

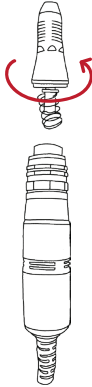
SAEYANG MARATHON 3 CHAMPION NAIL DRILL CLEANING INSTRUCTIONS

EN

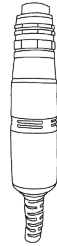
1 Position the handpiece of the drill vertically.



2 Carefully unscrew the head.



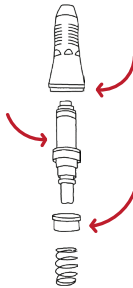
3 After removing it, hold the handpiece upright.



4 Disassemble the head into 4 parts.



5 Use compressed air or a wipe to remove any debris.



6 Reassemble the head and screw it back onto the handpiece.

